



HOW TO USE ENTRYTHINGY
FOR
Members' Exhibit 2022



Before you go to EntryThingy through the Viewpoint website, review the submission requirements in the Prospectus and prepare your thumbnail image for the piece you are submitting. The thumbnail must be no larger than 2 MB. EntryThingy will not upload larger image files for the *Members' Exhibit*.

1. Create a folder on your computer for the Prospectus and thumbnail image.
2. Give your entry a descriptive title that includes your name. Titles for vertical images should not be longer than 29 characters including spaces.
3. Size the image to 1200 pixels on the longer side.
4. Choose the sRGB color space.
5. Save as jpg file, no larger than 2 MB.

Note: Even though EntryThingy allows .pdf, .doc, and .xls file types to be uploaded, Viewpoint requires jpg files.

Do not upload the other file types.

[HOME](#)[EXHIBITS](#)[WORKSHOPS](#)[STORE](#)[PROGRAMS](#)[MEMBERSHIP](#)[Login](#) | [Create Account](#)

DO NOT log in here. You will need to log in on the EntryThingy page.

Start on Viewpoint's website **HOME** page. Under EXHIBITS, go to Call for Entries on the dropdown menu. You will be taken to the Call for Entries page describing *Members' Exhibit 2022*.

This is the page you see when you click on Exhibits>Call for Entries

DO NOT log in here. You will need to log in on the EntryThingy page.

[Login](#) | [Create Account](#)



[HOME](#)

[EXHIBITS](#)

[WORKSHOPS](#)

[STORE](#)

[PROGRAMS](#)

[MEMBERSHIP](#)

Call For Entries

Members' Exhibit 2022

General description of *Members' Exhibit*.

[Read more](#)

Click **Read More** to go to the page with the entry information



Members' Exhibit 2022

Continuing description of *Members' Exhibit* including link to EntryThingy. Prepare your submission following the instructions from the Prospectus before going to EntryThingy.

5.

To Apply, go to **ENTRYTHINGY** ←

Go to **ENTRYTHINGY** for the EntryThingy login page.

Questions?

Direct any questions to exhibit@viewpointgallery.org

EntryThingy

Create your EntryThingy account (it's free) or log in to your existing EntryThingy account to begin the on-line submission process.

First Name

Last Name


Email

Create a Password

Confirm Password

Signup

Is this your first time using EntryThingy? Then enter your name, email address and create a password to signup and submit your entry.

You will use your email and password to login when you return. You can use this login wherever you see the  symbol.

[Click here](#) to watch a short video that will show you how to signup and submit an entry.

Have you used  before? [Please click here to login.](#)

If you already have an EntryThingy account, click [Please click here to login.](#)

NOTE: The login process is the same for any Viewpoint call using EntryThingy.

You are required to have an EntryThingy account in order to submit to the call. **If you do NOT have an EntryThingy account, this is where you will create your account.**

Once you have entered your name, email and have created a password, click **Signup**. This will take you to a second page where you will enter additional contact info. (**Note: Do not use your Viewpoint password. Create a new one just for EntryThingy.**)

EntryThingy

Create your EntryThingy account (it's free) or log in to your existing EntryThingy account to begin the on-line submission process.

Hello Ron Smith. Please fill in the following information and click 'Submit' to continue. Required fields are marked with an asterisk (*). You can edit this and your other registration information later by clicking 'My Profile'.

Business Name

Partner

Address *

City *

State/Province *

ZIP/Postal Code *

Country *

Main Phone * (example: 555-555-5555)

Alternate Phone

Web site (example: www.mysite.com)

Submit

NEW ENTRYTHINGY ACCOUNT SET UP

If you are creating a new EntryThingy account, you will be taken to this page.

Fill in additional contact information in the required fields then click **Submit**. Viewpoint does not need Partner information.

You now have an EntryThingy account.

Many organizations, venues and galleries list their calls on EntryThingy. Your account/login can be used for entering any of them.

EntryThingy

Create your EntryThingy account (it's free) or log in to your existing EntryThingy account to begin the on-line submission process.

Please verify your information below. Click 'Submit' to continue or 'Back' to edit.

Business Name: R Smith

Address: 72 Niles St

City: Fremont

State/Province: California

ZIP/Postal Code: 94536

Country: United States

Main Phone: 555-204-8026

Alternate Phone:

Web site:

Submit

Back

NEW ENTRYTHINGY ACCOUNT SET UP (cont.)

When you click **Submit** on the previous page, you will be taken here to verify your information. If everything is correct, click **Submit**. If not, click **Back** and make your corrections.

Clicking **Submit** on this page will take you directly to the Viewpoint Call for Members' Exhibit.

EntryThingy

Create your EntryThingy account (it's free) or log in to your existing EntryThingy account to begin the on-line submission process.

Email

Password

Login


Login with your  email and password.

Not sure how this works? [Click here](#) to watch a short video that'll show you.

Don't have a login? [Click here to signup](#).

Forgot your password? [Click here](#).

EXISTING ENTRYTHINGY ACCOUNT

Have you used  before? [Please click here to login](#).

If you already have an EntryThingy account, click “Used EntryThingy Before”, which will take you to this page.

Enter your Email and EntryThingy password. (Do not enter your Viewpoint password. It won't work.) Click **Login**.

You will be taken to the page where you can apply to the call.

EntryThingy

[Main](#) [My Profile](#) [Help](#) [Logout](#) [EntryThingy For Artists »](#)

Hello Judy Your Name

Members' Exhibit 2022

Before starting the EntryThingy submission process, prepare your submission following the directions in the Prospectus for naming, file size, color space and file type.

Apply now

You can now begin the entry process by clicking on **Apply now**.

EntryThingy

Create your EntryThingy account (it's free) or log in to your existing EntryThingy account to begin the on-line submission process.

[Main](#) [My Profile](#) [Help](#) [Logout](#) [EntryThingy For Artists »](#)

Hello [Your Name](#)

My Entry for Members' Exhibit 2022

Entry Instructions

Submissions

All proposals must be made using EntryThingy online submissions (the page you are currently viewing).

Submissions must be in digital format. The Curatorial Committee will not accept slides, prints, or other formats during its initial review, but may request samples of such work during the selection process.

Submissions should include a representative selection of 10-25 images from a finished, cohesive body of work, as well as the other information requested below.

Viewpoint Gallery will accept up to two exhibit proposals by any artist; please differentiate by title.

Image Specifications

Images submitted must consist of JPG images, sRGB color mode (even for black and white images). The images should be a minimum of 1 megabyte and a maximum of 2 megabytes. The entrant should use the dimensions that create an acceptable size file. The maximum uploadable file size is 2 megabytes. (If 2000 pixels exceeds 2 megabytes, then reduce pixel dimensions.) If your proposal is accepted, 1) JPG thumbnails of all prints in your show are required for labeling and sales and 2) a few higher resolution images may be requested for use in printed publicity.

File Names

File names MAY contain lower-case letters, numbers, underscores, and hyphens. File names should contain NO capitals, spaces, or any of these special characters:

!#\$%^&*@+.,;:|=(). Please note the final rules for exhibit prints are not be restricted; this naming convention applies to file names only.

File names should contain the following information: last name of artist, title of image, and image number. Example: smith_waterfall_01.jpg

Other Information

Under 'My Profile' please submit:

1. Artist's name, contact info and email address;
2. A brief description of the images, including final print medium/type (i.e. gelatin silver; pigment ink, platinum-palladium, etc.) the size of the printed image and matted or framed size.
3. Biography or resume, including artist's name, address, phone number, email address and other contact information or feeds; and
4. Proposed exhibit title and artist's statement.

Deadline for Proposal Submission

To be considered, proposals for solo or group exhibits must be submitted online by midnight August 25, 2018.

The Viewpoint Photographic Art Center Curatorial Committee will review all eligible entries and determine its selection by October 1, 2018.

Questions?

Direct any questions to exhibit@viewpointgallery.org

☐ I have read and understand the entry instructions

Continue to Next Step

Read the Entry Instructions and check the box at the bottom of the page. Click **Continue to Next Step**.

Create your EntryThingy account (it's free) or log in to your existing EntryThingy account to begin the on-line submission process.

[Main](#) [My Profile](#) [Help](#) [Logout](#) [EntryThingy For Artists »](#)

Hello [Your Name](#)

My Entry for Members' Exhibit 2022

[\[entry instructions\]](#)

General Entry Information

To get started with your entry, please fill out the form below.

Category:

Description of Work (media, technique, etc):

260 characters remaining.

Statement specific to entry:

530 characters remaining.

☐ I agree with the **terms of entry**.

How did you find out about this call for entries?

☐ My files may be used for publicity.

Save and Continue to Next Step

Enter the media, such as inkjet print, gelatin silver print, alternative process, canvas, metal, etc.

Give the dimensions of the image in inches: Width x Height.
List overall dimensions of the matted, metal or canvas image in inches: Width x Height

If your print is purchased and you want to offer additional prints, state the number of total prints that you will provide.

Include a brief statement about your entry. You might discuss your intent, relation to your general body of work, some background on your entry, the process, or the location. This statement is limited to 530 characters.

Complete the form by checking both boxes. When finished, click **Save and Continue to Next Step**.

EntryThingy

Create your EntryThingy account (it's free) or log in to your existing EntryThingy account to begin the on-line submission process.

[Main](#) [My Profile](#) [Help](#) [Logout](#) [EntryThingy For Artists »](#)

Hello [Your Name](#)

My Entry for Members' Exhibit 2022

Files for this Entry

[Add file](#)[\[reuse previous\]](#) [\[select from my artwork\]](#)

You haven't added any files yet. Click the Add file button above to add the first file.

You can also click [\[reuse previous\]](#) to reuse files that you've added to other calls for entries.

You can also click [\[select from my artwork\]](#) to use artwork from your EntryThingy Artwork Management account. [Watch a short video to see how all that works](#) and [Login to EntryThingy's Artwork Management](#).

[\[entry instructions\]](#) [\[see jury view\]](#) [\[delete entry\]](#)
[\[how does this work?\]](#)

You are now ready to begin adding the thumbnail image to your entry. Remember, the thumbnail must be no larger than 2 MB.

Click [Add File](#) to go to the next page where you will upload your image.

EntryThingy

Create your EntryThingy account (it's free) or log in to your existing EntryThingy account to begin the on-line submission process.

[Main](#) [My Profile](#) [Help](#) [Logout](#) [EntryThingy For Artists »](#)

Hello [Your Name](#) [Log Out](#)

My Entry for Members' Exhibit 2022

[\[entry instructions\]](#) [\[see jury view\]](#) [\[delete entry\]](#)
[\[how does this work?\]](#)

Files for this Entry

[Add file](#)

[\[reuse previous\]](#)

[\[select from my artwork\]](#)

Add file to this entry:

Title: (80 chars)

Dimensions/Word Count: (50 chars)

Price: (20 chars)

File name: (permitted types: .jpg, .png, .doc, .xls)

[Browse...](#)

No file selected.

[Upload](#)

[Cancel](#)

Enter the print file name.. Vertical image limit is 29 characters.

EntryThingy does not distinguish between image/print size and overall mat size.

Enter the dimensions by width and height, like this:

Image: Width by Height (in inches)

Overall Size: Width by Height (in inches)

Enter the price

Click **Browse** to locate the jpg file of your image on your computer.

After selecting the image, click **Upload** to load the image file into EntryThingy.

[\[entry instructions\]](#) [\[see jury view\]](#) [\[delete entry\]](#)
[\[how does this work?\]](#)

Files for this Entry

[Add file](#)

[\[reuse previous\]](#) [\[select from my artwork\]](#)



Title: purple artichokes

Dimensions/Word Count: Image: 1420 x 14 Mat: 24 x 18

Price: \$450

File: Purple Artichokes_Yemma.jpg

[\[edit\]](#) [\[delete\]](#)

You will see this page when your image has uploaded. If you wish to change any information about this image or delete it, click [\[edit\]](#) or [\[delete\]](#).

Files for this Entry

[Add file](#)

[\[reuse previous\]](#) [\[select from my artwork\]](#)



Title: (80 char)

Purple Artichokes

Dimensions/Word Count: (50 char)

Image: 1420 x 14 Mat: 24 x 18

Price: (20 char)

\$450

[Save](#)

[Cancel](#)

Clicking [\[edit\]](#) on the page shown above takes you to this page where you can change any information about your image.

After the changes have been made, click [Save](#). You will be taken back to the page shown above where you can add another image.

[\[entry instructions\]](#) [\[see jury view\]](#) [\[delete entry\]](#)
[\[how does this work?\]](#)

Files for this Entry

[Add file](#)[\[reuse previous\]](#) [\[select from my artwork\]](#)

Entry Status: Not Submitted

**Title:** Purple Artichokes**Dimensions/Word Count:** Image: 20 x 14 Mat: 24 x 18**Price:** \$450**File:** Purple Artichokes_JYemma.jpg[\[move down\]](#) [\[edit\]](#) [\[delete\]](#)**Title:** Leaping Onions**Dimensions/Word Count:** Image: 20 x 14 Mat: 24 x 18**Price:** \$450**File:** Leaping Onions_JYemma.jpg[\[move down\]](#) [\[move up\]](#) [\[edit\]](#) [\[delete\]](#)[SUBMIT THIS ENTRY](#)General Entry
Information [\[edit\]](#)

Entry Number: 4826.318112

Category: Description of Work (media, technique,
etc): Statement specific to entry: How I found out about this call for
entries:
email

If you are interrupted or wish to wait to complete your entry, you may. You will not lose the information you entered. When you login to EntryThingy again, you can pick up where you left off. Your entry status will be **Not Submitted** until you complete your entry and click on **SUBMIT THIS ENTRY**.

When you are satisfied with your entry, click on **SUBMIT THIS ENTRY**. Your entry will be marked as **Submitted**.

Clicking **SUBMIT THIS ENTRY** brings you to this warning. Click OK if everything you have entered is correct. Otherwise click Cancel to go back and make further adjustments.

STOP!

Have you added all of your pieces for this entry?

Are the pieces in the order you want them to be shown to the jury?

Have you double checked your piece titles and other information?

Have you double checked your profile information (My Profile link above) and your General Entry Information below?

If not, please click 'Cancel' and click [add piece] to continue adding pieces to this entry. You can use [move up] and [move down] to change the order of your pieces for the jury. You can click [edit] for each piece to edit the title and other piece information.

Otherwise click 'OK' to continue.

OK

Cancel

My Entry

[\[entry instructions\]](#) [\[add another entry\]](#) [\[see jury view\]](#)

[\[how does this work?\]](#)

Final Instructions

Print entry

Questions?

Direct any questions to exhibit@viewpointgallery.org

When your entry has been submitted, click **Print entry** to print a copy of your entry.

If your image is among the first 100 registered, include the **Print Identification Sheet** from the last page of the Prospectus (not this EntryThingy page) when you deliver your print to Viewpoint.

Files for this Entry



Title: Purple Artichokes

Dimensions/Word Count: Image: 20 x 14 Mat: 24 x 18

Price: \$450

File: [Purple Artichokes_JYemma.jpg](#)



Entry Status: Submitted

If you need to edit your submitted entry, please ask the organization hosting the call to set your entry status back to 'Not Submitted'.

General Entry Information

Entry Number: 4826.318112

Category: [\[Category\]](#)

Description of Work (media, technique, etc):
nice

Statement specific to entry:

1 2 3


Print Entry - Mozilla Firefox

https://www.viewpointgallery.org/content/entrythingy#item=318112

Entry (Number) in Call for Members's Exhibit 2022 [\[print this page\]](#)

Name: Publicity: Yes
Address: How I found this call: email
City:
State/Province:
ZIP/Postal Code:
Country:
Main Phone:
Alternate Phone:
Email:
Web site:

Category: Main Gallery
Description of Work (media, technique, etc): nice
Statement specific to entry: wonderful



Purple Artichokes
Price: \$450

Questions?
Direct any questions to exhibit@viewpointgallery.org

Print preview page for Print entry. Click on [\[print this page\]](#) to print.

[HOME](#)[EXHIBITS](#)[WORKSHOPS](#)[STORE](#)[PROGRAMS](#)[MEMBERSHIP](#)

EntryThingy

Create your EntryThingy account (it's free) or log in to your existing EntryThingy account to begin the on-line submission process.

[Main](#) [My Profile](#) [Admin](#) [Help](#) [Logout](#)

Hello **Your Name**

Reminder: **Logout** when you have completed your entry or if you plan to complete your entry at a later time.

To finish your entry later, just log in to EntryThingy again.